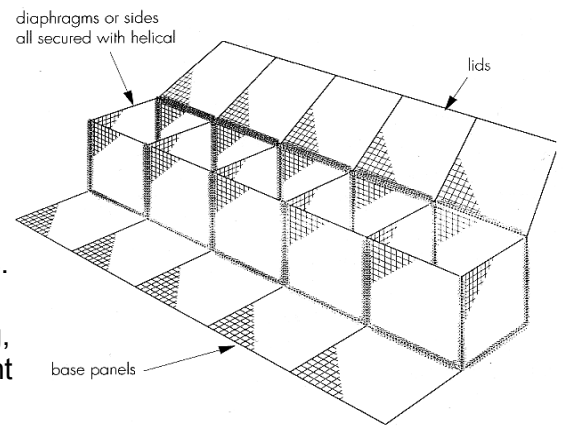


**Format:**

Hesco Concertainer Weldmesh gabions are manufactured from hard drawn mild steel wires formed into a bi-axial mesh grid and joined by electrically welding the cross wires at every intersection.

**Hesco Concertainer Weldmesh gabions:** are supplied "flat packed" with factory fitted joining coils to all vertical joints. Dependant upon the configuration of the gabion:

- Lid and base panel factory connected with one joining coil
- Lid and base panel supplied separately along with one joining coil for connection on site.
- Additional joining coils for connection of all base panel joints.
- Two joining pins for connection of adjacent gabions.
- Coils of Zincalu Super coated lacing wire for internal bracing, permanent connection of the lids, and connection of adjacent courses.



**Specification:**

Mesh Aperture	Wire Diameter	Corrosion Protection	Durability
76.2mm (3")	4.55mm	Zincalu Super* 350 g /m <sup>2</sup> ave. minimum.	60 years in a mild environment
References	BS1052	BS En 10244 -2	BBA certificate no.s 00/3683

(\* Zincalu Super is a 95% Zinc, 5% Aluminium alloy, proven to offer 2.5x the corrosion protection of an equivalent pure zinc coating.)

**Rock-fill:**

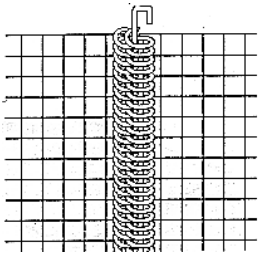
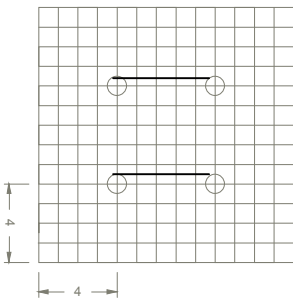
Gabion fill shall be a hard durable and non-frost susceptible (rock or stone type), block size of 100 – 150mm.

**Construction:**

All rock-fill shall be packed tightly to minimise voids and the rock-fill on the exposed face of the gabion is to be hand-packed.

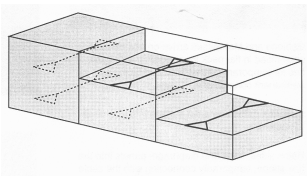
Internal bracing.

Internal windlass cross bracing, to minimise deformation of the face of the gabion, should be positioned at  $1/3^{rd}$  and  $2/3^{rd}$  the height of the face and spanning 6 meshes for 1m deep units, and 1 cross brace at  $1/2$  the height of the face and spanning 6 meshes for 0.5m deep units.



The vertical joints of adjacent units are connected by inter-linking vertical joining coils and inserting a locking pin, front and rear of the gabions. The horizontal joining coils connecting the lid should be positioned at the front of the gabion.

**Filling:**



The gabions should be filled and braced in sequence and such that the mesh lid bears onto the rock fill. The lid should be wired down along all joints and across the diaphragms. Adjacent courses should be connected by continuous lacing along all the horizontal front and rear joints.